

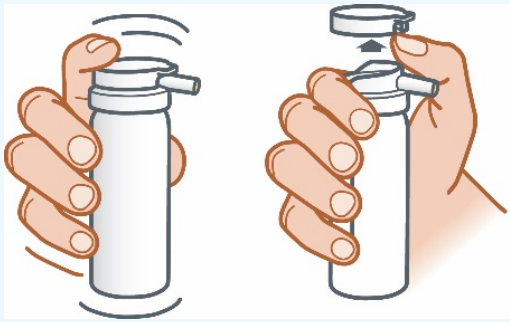

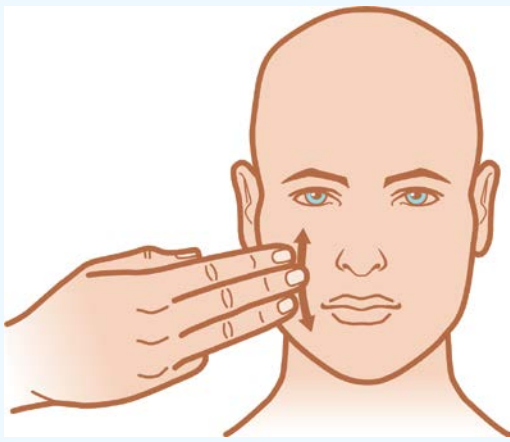
Instructions for Use
ZILXI™ (ZILK-see)
(minocycline)
topical foam

Important Information: ZILXI is for use on the skin only (topical use). ZILXI is not for use in your mouth, eyes or vagina.

Read this Instructions for Use before you start using ZILXI and each time you get a refill. There may be new information. This information does not take the place of talking with your healthcare provider about your medical condition or treatment. Use ZILXI exactly as your healthcare provider tells you.

Before applying ZILXI:

- When using a new ZILXI can, wait until the can has warmed to room temperature before use.
- If necessary, wash your face gently with a mild non-medicated cleanser, rinse with water, and pat your skin dry.
- Apply ZILXI to your entire face at about the same time each day, at least 1 hour before bedtime.

| | |
|---|--|
| <p>Step 1: Shake the can well. Place thumb under tab above nozzle and lift up to remove the cap from the ZILXI can.</p> |  An illustration showing two hands holding a white cylindrical can. The left hand is shaking the can, indicated by curved motion lines. The right hand is lifting the cap off the top of the can. |
| <p>Step 2: Press the top of the can to dispense a small amount (cherry-sized amount) of ZILXI onto your fingertips.</p> |  An illustration showing a hand holding the can and pressing the top. A small amount of yellow foam is being dispensed onto the fingertips of the other hand. |
| <p>Step 3: Apply a thin layer of ZILXI and gently rub onto your entire face. You may need to use additional ZILXI to make sure that your entire face is treated.</p> |  An illustration of a person's face. A hand is shown applying the foam to the cheek, with arrows indicating the direction of application. |
| <ul style="list-style-type: none">• Wash your hands after applying ZILXI.• ZILXI can stain fabric. | |

This Instructions for Use has been approved by the U.S. Food and Drug Administration.

Issued: 05/2020